






-  DANGER - WIER
-  MARSHALLING ZONE
-  LANDING ZONE
-  DO NOT PASS
-  BRIDGE

The course is split into 3 lanes.

- Lane 1 [*Navigation Lane*] is not an active racing lane, it is to allow boats to travel safely to the marshalling area.

- Lanes 2 & 3 [*Clubhouse Lane & Victoria Park Lane*] are the 2 racing lanes.

Upon finishing your race, proceed through the arch of the bridge *furthest* from the landing stage before turning and returning through the arch *closest* to the landing stage.

